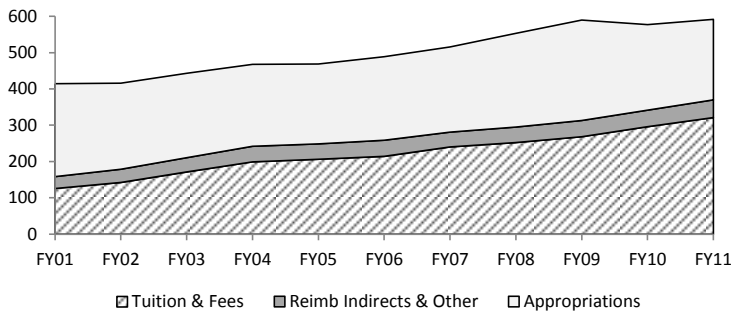
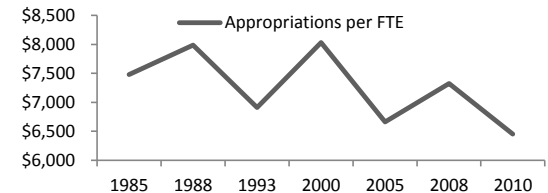
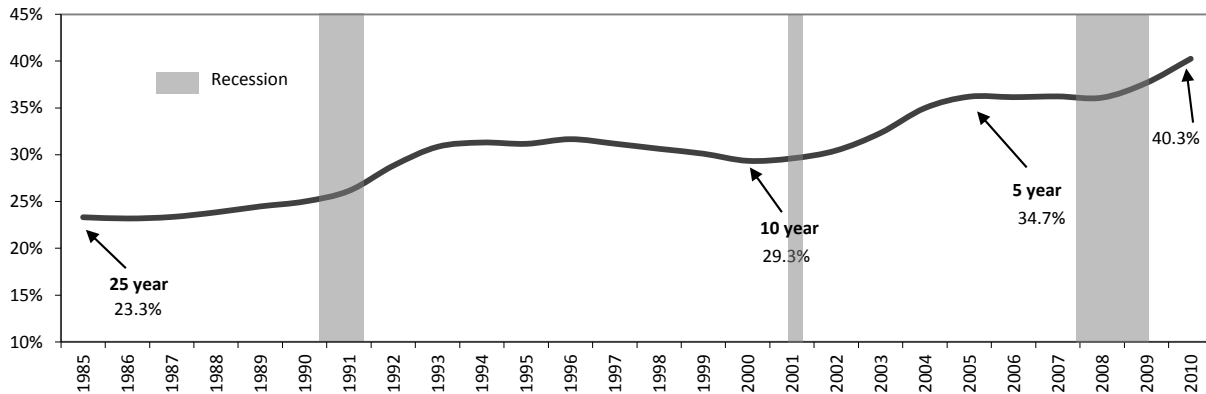


UI GENERAL EDUCATION FUND ORIGINAL BUDGET

(in \$ millions)

	<u>FY01</u>	<u>FY02</u>	<u>FY03</u>	<u>FY04</u>	<u>FY05</u>	<u>FY06</u>	<u>FY07</u>	<u>FY08</u>	<u>FY09</u>	<u>FY10</u>	<u>FY11</u>
Appropriations	\$255.84	\$236.94	\$232.42	\$225.58	\$219.94	\$230.04	\$234.55	\$258.01	\$276.52	\$235.48	\$221.72
Reimb Indirects & Other	\$32.79	\$36.34	\$39.15	\$42.95	\$42.38	\$44.23	\$40.73	\$42.73	\$44.72	\$45.49	\$48.74
Tuition & Fees	\$125.73	\$142.49	\$171.47	\$199.09	\$206.27	\$214.47	\$240.32	\$252.30	\$268.34	\$296.05	\$321.15
Total	\$414.36	\$415.77	\$443.04	\$467.62	\$468.59	\$488.74	\$515.60	\$553.04	\$589.58	\$577.02	\$591.61

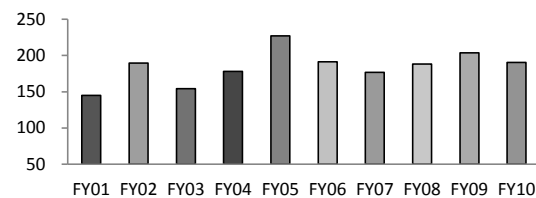

U.S. AVERAGE STATE FUNDING OF HIGHER EDUCATION IN CONSTANT 2010 DOLLARS

 Source: SHEEO-State Higher Education Finance FY2010
 Fig.3-Public FTE Enrollment & Educational Appropriations per FTE, U.S., Fiscal 1985-2010

NET TUITION AS A PERCENT OF PUBLIC HIGHER EDUCATION TOTAL EDUCATIONAL REVENUE


Source: SHEEO-State Higher Education Finance FY2010; Fig.4-Net Tuition as a Percent of Public Higher Education Total Educational Revenue, U.S., Fiscal 1985-2010

UI/UIF GIFT INCOME

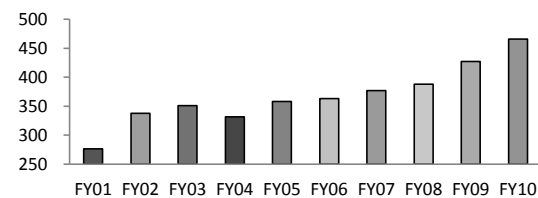
Total Productivity (in \$ millions)



Source: UI Foundation

UI SPONSORED PROGRAM EXTERNAL FUNDING

Awards (in \$ millions)



Source: UIRIS UI Funding Watch Reports (VPR) (04.01.11 run date)

UI HOSPITALS & CLINICS

(in \$ millions)

<u>Operating Income & Exp</u>	<u>FY01</u>	<u>FY02</u>	<u>FY03</u>	<u>FY04</u>	<u>FY05</u>	<u>FY06</u>	<u>FY07</u>	<u>FY08</u>	<u>FY09</u>	<u>FY10</u>
Revenue	\$548.58	\$567.72	\$594.23	\$638.51	\$674.12	\$773.84	\$814.69	\$871.17	\$928.19	\$943.46
Expense	\$523.74	\$554.97	\$582.57	\$632.03	\$646.63	\$736.97	\$765.96	\$852.37	\$936.95	\$917.37
Income	\$24.84	\$12.75	\$11.66	\$6.48	\$27.49	\$36.87	\$48.74	\$18.81	(\$8.76)	\$26.09
Operating Margin %	4.5%	2.2%	2.0%	1.0%	4.1%	4.8%	6.0%	2.2%	-0.9%	2.8%

Medicare & Medicaid DSH Payments

	<u>FY05</u>	<u>FY06</u>	<u>FY07</u>	<u>FY08</u>	<u>FY09</u>	<u>FY10</u>
Medicare	\$10.13	\$13.49	\$15.38	\$15.94	\$16.80	\$18.05
Medicaid	\$4.09	\$4.19	\$4.03	\$4.03	\$11.39	\$22.30
Total	\$14.21	\$17.68	\$19.41	\$19.97	\$28.19	\$40.35

Appropriations

	<u>FY05</u>	<u>FY06</u>	<u>FY07</u>	<u>FY08</u>	<u>FY09</u>	<u>FY10</u>
Indigent Patient Care Prgm & State Institution Patients-Hosp	\$27.28	\$0.00	\$0.00	\$0.00	\$0.00	\$0.00
Psychiatric Hospital	\$7.04	\$7.04	\$7.04	\$0.00	\$0.00	\$0.00
Center for Disabilities & Development	\$6.36	\$6.36	\$6.36	\$6.73	\$6.84	\$0.00
IowaCare - Initial Appropriation	\$0.00	\$27.28	\$27.28	\$27.28	\$27.28	\$27.28
IowaCare - Additional Appropriation	\$0.00	\$6.88	\$13.69	\$25.68	\$35.97	\$47.02
Total	\$40.69	\$47.57	\$54.39	\$59.70	\$70.09	\$74.30

Source: UIHC