

BUDGET

(in \$ millions)

	FY2014 YTD, July-January							
	General Education Fund (GEF)				All Funds			
	FY2014 Budget	YTD Actual	FY2014 Actual	% to Budget	FY2014 Budget	YTD Actual	FY2014 Actual	FY2013 Actual
Revenue								
Appropriations	\$222.04	\$129.52	58.3%	\$250.69	\$151.92	60.6%	62.8%	
Interest	\$2.17	\$0.75	34.7%	\$51.42	\$26.51	51.5%	62.3%	
Tuition & Fees	\$412.89	\$364.73	88.3%	\$484.70	\$422.92	87.3%	89.3%	
Reimb Indirects	\$43.15	\$24.72	57.3%	\$75.12	\$42.02	55.9%	56.5%	
Other	\$0.13	\$0.02	16.6%	\$170.45	\$87.21	51.2%	50.8%	
Appropriations - Other				\$58.27	\$54.95	94.3%	51.4%	
Federal Support				\$265.26	\$164.20	61.9%	60.9%	
Intra State Receipts				\$180.69	\$102.60	56.8%	90.3%	
Bonds & Loans				\$102.90	\$70.55	68.6%	90.8%	
Sales & Services				\$1,636.59	\$939.56	57.4%	56.6%	
Agencies				\$30.12	\$11.35	37.7%	76.9%	
Revenue	\$680.37	\$519.75	76.4%	\$3,306.22	\$2,073.80	62.7%	65.8%	
Expenditures	\$680.37	\$413.48	60.8%	\$3,306.22	\$2,043.41	61.8%	59.4%	

UI HOSPITALS & CLINICS

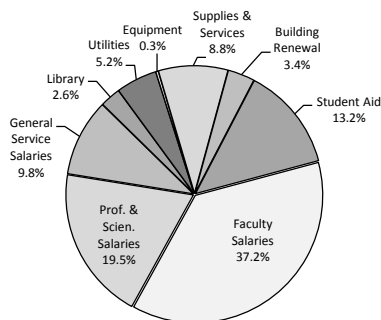
YTD, July-January

	Budget		
	FY2014	Actual FY2014	% Variance to Budget
Net Rev & Exp (in \$ millions)	\$695.00	\$684.08	-1.6%
Revenue	\$677.85	\$664.53	-2.0%
Operating Expense	\$17.15	\$19.55	14.0%
Operating Margin %	2.5%	2.9%	0.4%
Volume Indicators			
Discharges	18,481	18,275	-1.1%
Patient Days	114,240	115,836	1.4%
Length of Stay	6.20	6.35	2.4%
Average Daily Census	531.35	538.77	1.4%
Surgeries-Inpatient	6,861	6,911	0.7%
Surgeries-Outpatient	10,215	10,334	1.2%
Emergency Treatment Ctr Visits	36,326	34,795	-4.2%
Outpatient Clinic Visits	471,458	474,826	0.7%

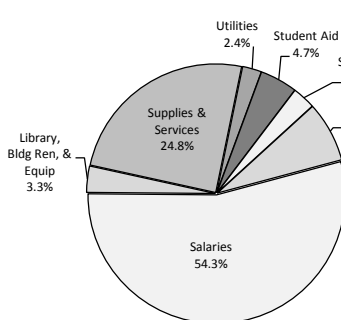
Source: UIHC Volume Indicators

FY2014 Total Expenditure Budget

General Education Fund



All Funds



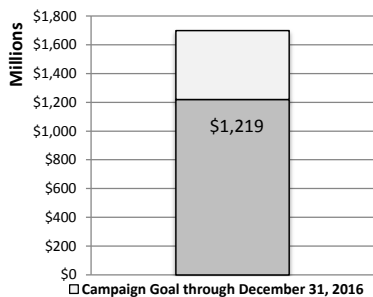
Source: Finance & Operations Budget Development Office

TOP CAPITAL PROJECTS

Project	Budget (in \$ Millions)	Substantial Completion
Pappajohn Biomedical Discovery Bldg	\$133	Jul 2014
Hospital Ramp 2 Replacement	\$66	Spring 2015
West Campus Residence Hall	\$53	May 2015
IMU Flood Recovery/Mitigation	\$27	Jun 2015
Children's Hospital	\$291	Mar 2016
Hancher Replacement	\$175	May 2016
Art Building Replacement	\$77	May 2016
School of Music Replacement	\$152	Sep 2016
Pharmacy Building	\$96	Planning Stage
Psychology Expansion	\$25	Planning Stage
College of Engineering Addition	\$35	Planning Stage

Source: Finance and Operations

GIFT INCOME - UIF Comprehensive Campaign for the University of Iowa



By Unit as of February 14, 2014
(in \$millions)

Unit	(in \$millions)
Comprehensive Total	\$1,219.46
Arts Facilities	\$7.44
Athletics	\$183.04
Business	\$56.96
Dentistry	\$20.28
Education	\$24.16
Engineering	\$39.53
Graduate	\$10.16
Hancher	\$14.84
Law	\$34.29
Liberal Arts & Sciences	\$100.66
Libraries	\$6.75
Museum of Art	\$4.36
Medical Center	\$525.42
Nursing	\$19.70
Pharmacy	\$11.26
Public Health	\$20.25

Iowa First: Our Campaign for Breakthrough Medicine
\$520 M. raised from 2006 to 2013 including: 102 New Funds for Faculty Positions; 96 New Medical Scholarships; and 177 New Research Funds.

Source: UI Foundation

EMPLOYMENT PROFILE

	FTE	%Δ from	
		Feb-13	Feb-14
Faculty: Tenure Track	1,630	1,598	-2.0%
Faculty: Clinical Track	548	587	7.1%
Faculty: Other	439	423	-3.6%
Faculty: Post Doctoral	241	223	-7.5%
P & S	5,480	5,752	5.0%
SEIU/Health Professionals	2,590	2,635	1.7%
Merit	4,484	4,441	-1.0%
Residents	741	737	-0.5%
Graduate Assistants	2,506	2,409	-3.9%
Temporary	3,881	3,718	-4.2%
Total FTE	22,540	22,523	-0.1%
FTE - % Funded from GEF	27.2%	28.1%	3.3%
Total Headcount	27,467	27,349	-0.4%

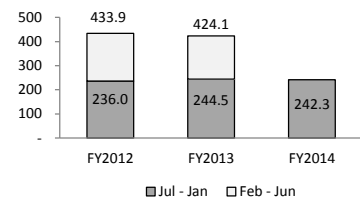
Source: Human Resources Info Mgmt-Finance & Operations

SPONSORED PROGRAM EXTERNAL FUNDING

(in \$ millions)

Awards, July-January

Unit	%Δ from			Unit	%Δ from		
	FY2013	FY2014	FY2013		FY2013	FY2014	FY2013
Business	\$0.1	\$0.1	-2.0%	Medicine	\$111.8	\$102.5	-8.3%
Dentistry	\$1.0	\$2.4	132.8%	Nursing	\$3.0	\$2.2	-27.7%
Education	\$3.4	\$3.9	14.5%	Pharmacy	\$1.0	\$1.1	10.4%
Engineering	\$19.9	\$18.8	-5.4%	Public Health	\$26.2	\$34.9	33.2%
Grad College	\$1.7	\$1.1	-32.9%	Other Admin Units	\$50.3	\$50.9	1.2%
Law	\$0.3	\$0.4	60.7%				
CLAS	\$25.9	\$24.0	-7.1%				
Total All Units	\$244.5	\$242.3	-0.9%				



Source: UIRIS Funding Watch Reporting (VPR) (02.01.14 run date; annual totals from June-2013 year end report)