

BUDGET

(in \$ millions)

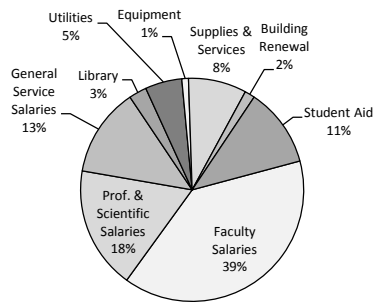
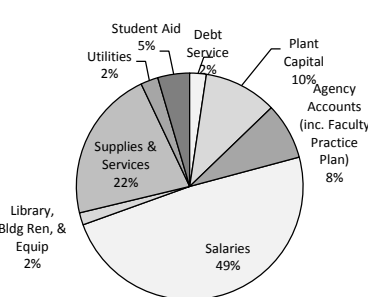
	FY2011 YTD, July-September							
	General Education Fund (GEF)				All Funds			
	FY2011 Budget	FY2011 Actual	FY2011 % to Budget	FY2011 Budget	FY2011 Actual	FY2011 % to Budget	FY2010 Actual	FY2010 % to Yr-End
Revenue								
Appropriations	\$221.72	\$55.43	25.0%	\$259.56	\$63.87	24.6%	\$259.56	25.9%
Interest	\$1.47	\$0.08	5.5%	\$1.47	\$0.08	5.5%	\$1.47	0.8%
Tuition & Fees	\$321.15	\$160.21	49.9%	\$381.50	\$184.85	48.5%	\$381.50	45.7%
Reimb Indirects	\$47.14	\$12.88	27.3%	\$80.06	\$20.76	25.9%	\$80.06	23.8%
Other	\$0.13	\$0.02	12.8%	\$190.62	\$40.24	21.1%	\$190.62	11.5%
Appropriations - Other				\$72.08	\$16.04	22.2%	\$72.08	24.3%
Federal Support				\$270.96	\$82.45	30.4%	\$270.96	29.8%
Intra State Receipts				\$171.17	\$41.02	24.0%	\$171.17	50.7%
Bonds & Loans				\$95.00		0.0%	\$95.00	18.0%
Sales & Services				\$1,066.28	\$268.33	25.2%	\$1,066.28	25.3%
Agencies				\$226.44	\$61.18	27.0%	\$226.44	23.7%
Revenue	\$591.61	\$228.61	38.6%	\$2,815.15	\$778.83	27.7%	\$2,815.15	27.8%
Expenditures	\$591.61	\$171.92	29.1%	\$2,815.15	\$764.22	27.1%	\$2,815.15	28.2%

UI HOSPITALS & CLINICS

YTD, July-August

	Budget FY2011	Actual FY2011	% Variance to Budget
Net Rev & Exp (in \$ millions)			
Revenue	\$167.68	\$170.59	1.7%
Operating Expense	(\$164.73)	(\$160.41)	-2.6%
Operating Income	\$2.96	\$10.18	244.2%
Operating Margin %	0.7%	6.0%	
Volume Indicators			
Discharges	4,886	5,116	4.7%
Patient Days	30,821	33,422	8.4%
Length of Stay	6.25	6.29	0.6%
Average Daily Census	497.11	539.06	8.4%
Surgeries-Inpatient	1,885	1,915	1.6%
Surgeries-Outpatient	2,348	2,627	11.9%
Emergency Treatment Ctr Visits	8,690	9,512	9.5%
Outpatient Clinic Visits	130,902	127,487	-2.6%

Source: Board of Regents Docket UIHC Oct-2010

FY2011 Total Expenditure Budget
General Education Fund

All Funds


Source: Finance & Operations Budget Development Office

Utility Billings by Fund - Main Campus Electric, Steam, & Chilled Water

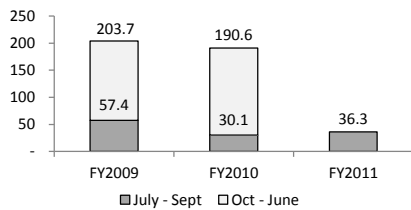
(in \$ millions)

	FY 05	FY 10	5% Savings
GEF	\$21.13	\$32.03	\$1.60
Hospital	\$16.11	\$23.81	\$1.19
Psych Hospital	\$1.24	\$1.41	\$0.07
CDD	\$0.17	\$0.38	\$0.02
University Housing	\$2.55	\$3.44	\$0.17
Others	\$2.00	\$2.16	\$0.11
Total	\$43.21	\$63.23	\$3.16

Source: Facilities Management

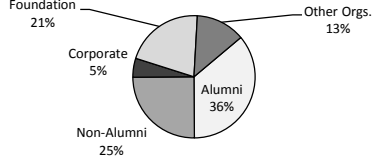
GIFT INCOME

(in \$ millions)


Total Productivity, July-September

Unit	FY2010	FY2011	%Δ from FY2010
Athletics	\$3.78	\$6.05	60.0%
Business	\$0.66	\$0.91	38.5%
Dentistry	\$0.65	\$1.31	102.5%
Education	\$0.52	\$0.60	15.0%
Engineering	\$3.67	\$3.83	4.3%
Graduate	\$0.13	\$0.06	-54.2%
Hancher	\$0.30	\$0.11	-62.1%
Hospitals	\$0.54	\$2.10	290.9%
Law	\$2.39	\$1.02	-57.2%
CLAS	\$1.29	\$5.67	341.0%
Medicine	\$11.93	\$11.51	-3.6%
Nursing	\$0.08	\$0.13	74.6%
Pharmacy	\$0.80	\$0.11	-86.0%
Public Health	\$0.44	\$0.63	41.0%
Other	\$2.97	\$2.27	-23.7%
Total	\$30.15	\$36.32	20.5%

Source: UI Foundation

FY2011 Source of Gifts

EMPLOYMENT PROFILE

	FTE	Oct-09	Oct-10	%Δ from Oct-09
Institutional Officers	20	20	22	10.0%
Faculty: Tenure Track	1,642	1,596	1,596	-2.8%
Faculty: Clinical Track	463	489	489	5.6%
Faculty: Other	311	336	336	8.0%
Faculty: Post Doctoral	222	241	241	8.6%
P & S	4,951	4,886	4,886	-1.3%
SEIU/Health Professionals	2,362	2,370	2,370	0.3%
Merit: Non-Organized	662	593	593	-10.4%
Merit: AFSCME	4,112	3,989	3,989	-3.0%
Residents	729	726	726	-0.4%
Graduate Assistants	2,591	2,623	2,623	1.2%
Temporary	3,257	3,537	3,537	8.6%
Total FTE	21,322	21,408	21,408	0.4%
FTE - % Funded from GEF	27.0%	27.7%	27.7%	2.4%
Total Headcount	25,813	26,331	26,331	2.0%

Source: Human Resources Info Mgmt-Finance & Operations

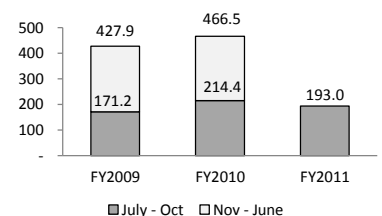
SPONSORED PROGRAM EXTERNAL FUNDING

(in \$ millions)

Awards, July-October

Unit	FY2010	FY2011	%Δ from FY2010	Unit	FY2010	FY2011	%Δ from FY2010
Business	\$0.28	\$0.06	-79.2%	Medicine	\$104.95	\$89.93	-14.3%
Dentistry	\$3.62	\$1.18	-67.3%	Nursing	\$2.16	\$0.88	-59.1%
Education	\$1.40	\$3.91	178.9%	Pharmacy	\$2.00	\$3.11	55.9%
Engineering	\$10.99	\$11.44	4.1%	Public Health	\$18.91	\$31.08	64.3%
Grad College	\$1.76	\$0.63	-63.8%	Other Admin Units	\$35.74	\$32.45	-9.2%
Law	\$0.38	\$0.14	-63.7%				
CLAS	\$32.18	\$18.20	-43.5%				
Total All Units	\$214.37	\$193.02	-10.0%				

Source: UI RIS UI Funding Watch (VPR) (11.01.10 run date; annual totals from June-2010 year end report)



2020 Vision - The University of Iowa's Sustainability Targets

