

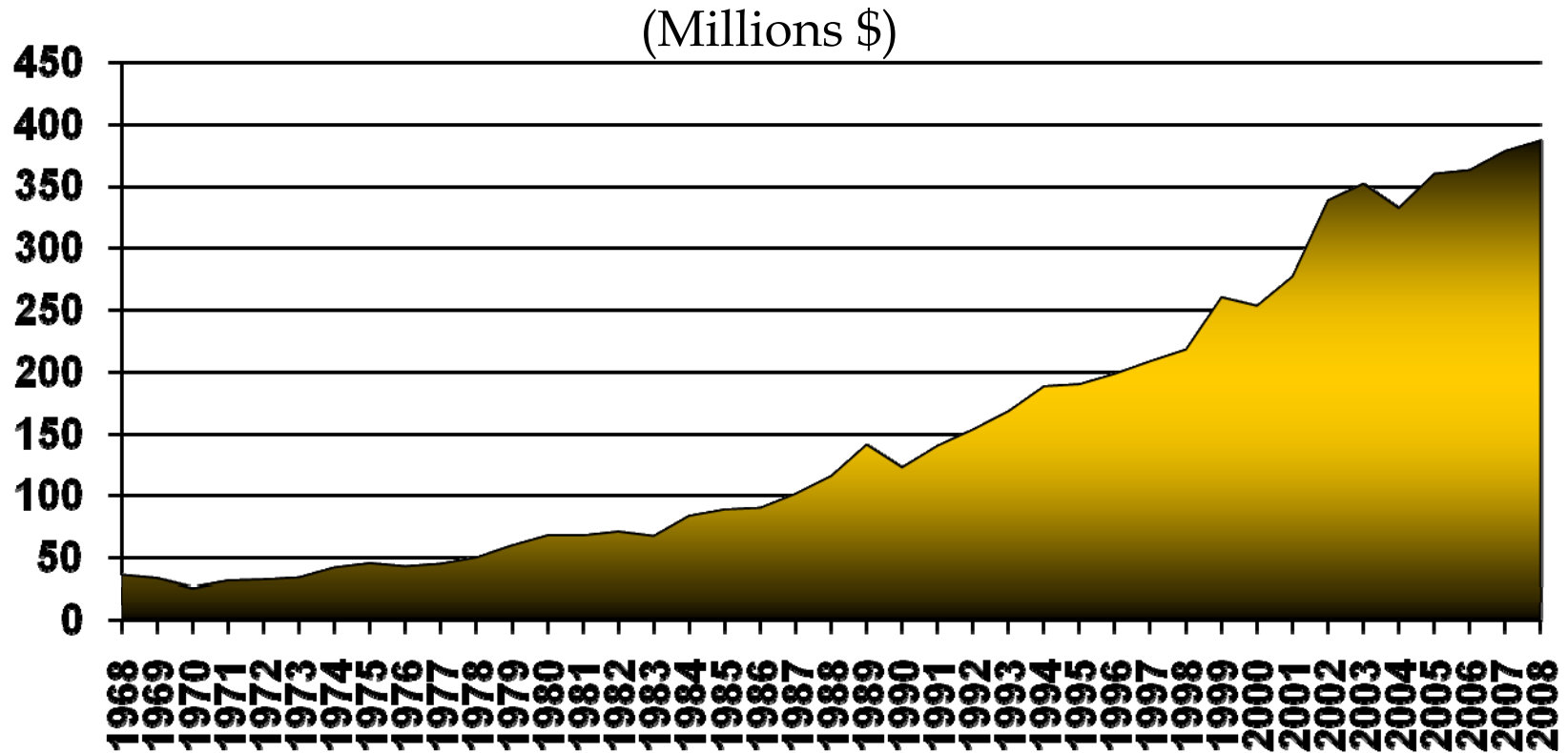
The University of Iowa



External Funding & Economic Development



The University of Iowa External Funding FY1968-FY2008



The Numbers



Total External Awards
2008

\$386.2 million

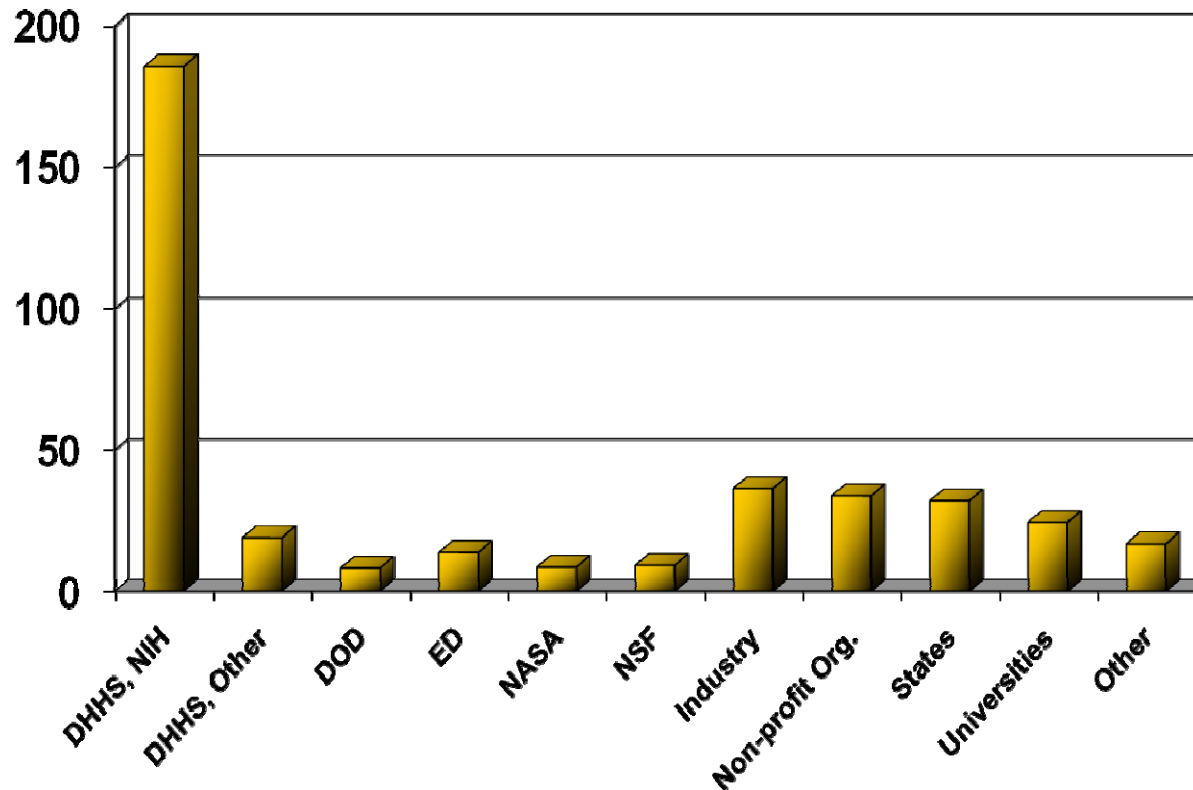
Total Federal: \$260.2 million

Total Non-Federal: \$126.0 million

Total Awards By Source 2008



(Millions \$)



- *Most recent NSF survey (2006), UI ranks 18th among public universities in federally-financed research and development expenditures.*
- *UI ranks 13th in NIH awards among all public universities in NIH's 2005 report.*

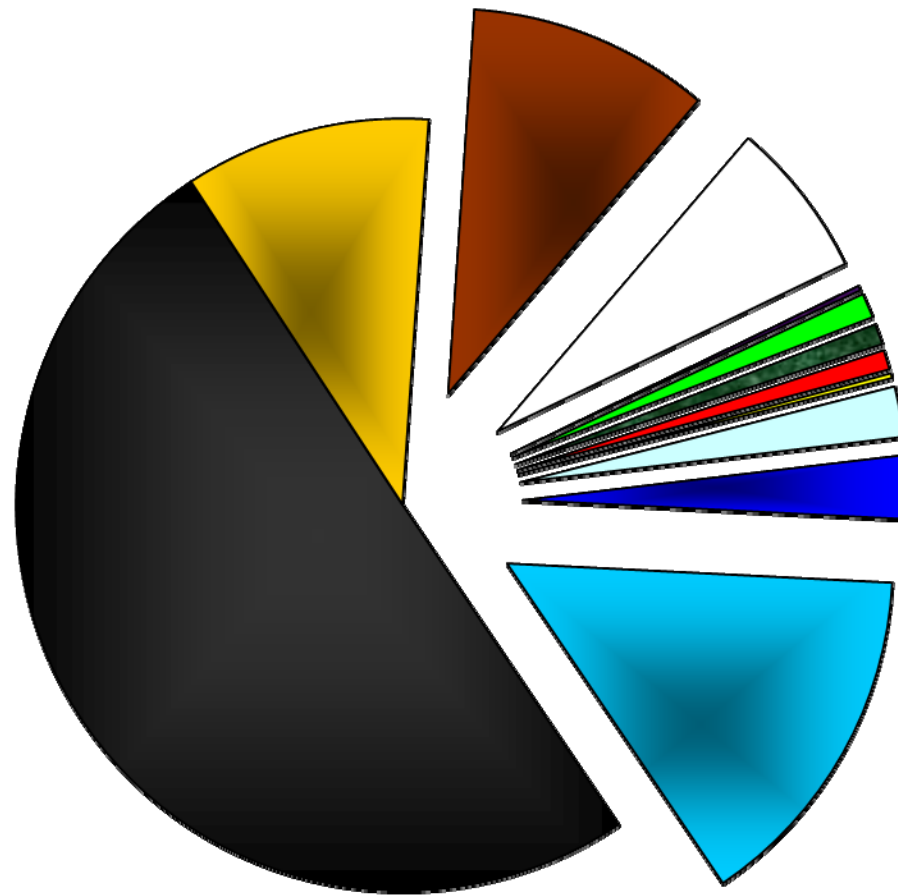
DHHS=Department of Health and Human Services, DOD=Department of Defense, ED=Department of Education, NASA=National Aeronautics and Space Administration, NSF=National Science Foundation

'States' and 'Universities' totals represent funds primarily from federal pass-through sources. 'Other' includes other federal and other non-federal funds.

Total Awards By College 2008



(Millions \$)



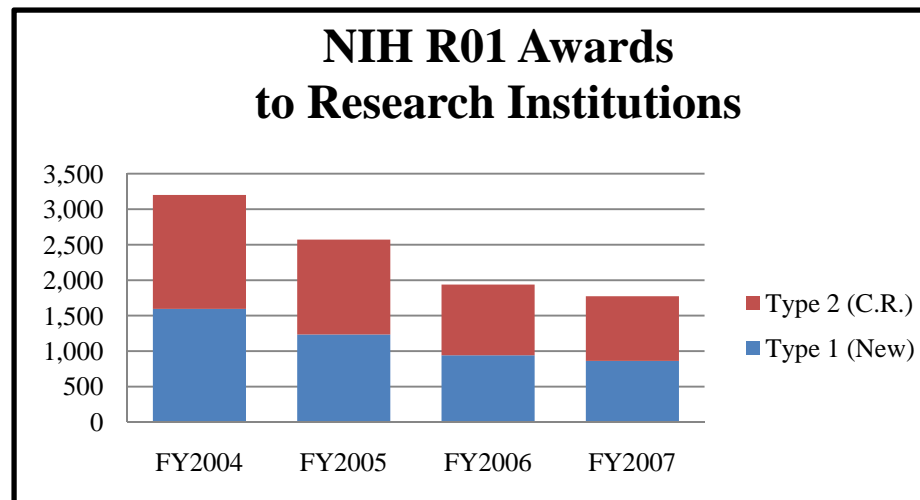
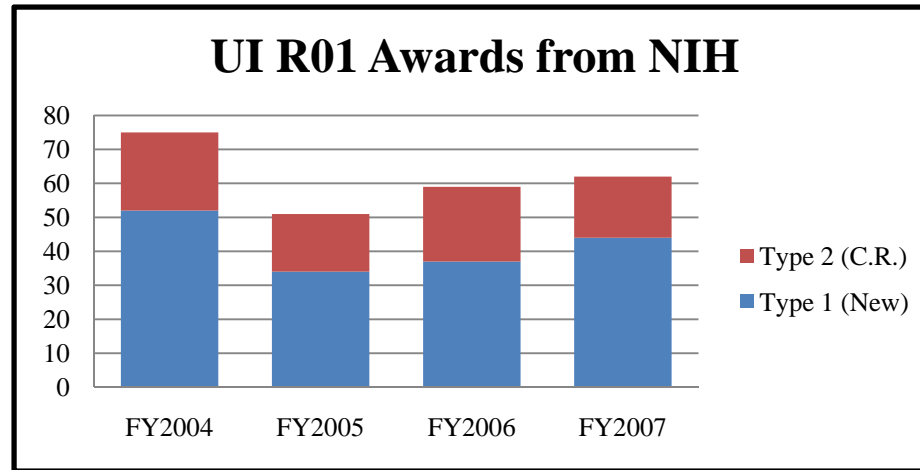
- Medicine (\$193.9)
- Liberal Arts & Sciences (\$39.8)
- Public Health (\$39.2)
- Engineering (\$25.5)
- Business (\$.8)
- Dentistry (\$4.0)
- Education (\$3.4)
- Graduate (\$3.2)
- Law (\$.8)
- Nursing (\$8.2)
- Pharmacy (\$10.3)
- Other Admin. Units (\$57.0)

FY 2009 to date Applications & Awards



Applications and Awards	Dollar Amount (in millions)			Number (#)		
	FY2009 to date	FY2008 to date	% Change	FY2009 to date	FY2008 to date	% Change
Applications	\$467.3	\$444.6	5.1%	2,540	2,470	2.8%
Awards	\$283.9	\$277.7	2.2%	1,586	1,435	10.5%

Comparison of UI R01 Awards Received To Total NIH R01 Awards Granted, FY2004 – FY2007



R01 = Basic Research Grants
C.R. = Competitive Renewal

American Recovery and Reinvestment Act (ARRA)



\$10 Billion for National Institutes of Health

- \$8.2 Billion for Research Priorities
 - \$7.4 Billion for Institutes and Centers
 - \$800 Million for NIH OD Challenge Grants
- \$1B NCRRE Extramural funds for construction, alterations & repairs
- \$300 Million for shared instrumentation
- \$500 Million for NIH building and facilities projects
- \$400 Million Comparative Effectiveness Research

NSF ARRA Implementation



\$3 Billion for the National Science Foundation (NSF)

- \$2B for grant applications peer-reviewed and deemed meritorious, but not awarded due to lack of funds
- \$300M for Major Research Instrumentation Grant program and capital equipment
- \$200M Academic Research Infrastructure (laboratory construction grants)
- \$400M Major Research Equipment and Construction

Other Funds Available

ARRA



- \$2.0 billion for research at the Department of Energy (DOE), including \$1.6 billion for science and \$400 million for Advanced Research Project Agency-Energy;
- \$580 million for the National Institute of Standards and Technology (NIST), including \$180 million for a competitive research facilities construction program;
- \$280 million for National Oceanic and Atmospheric Administration (NOAA) research; and
- \$400 million & \$150 million, respectively, for NASA science and aeronautics programs.

See OVPR website for information

<http://research.uiowa.edu/vpr/?get=stimulus>

Current ARRA Proposals

Anticipated NIH applications related to ARRA:

- 50 Challenge grants
- 5 High-end instrumentation grants
- 9 competing supplements
- 1 Grand Opportunity (GO or RC2)

Communication from departments suggest that numbers for all opportunities are likely to increase.

ARRA Impact on Research Administration



Increased volume in core research administration units such as Sponsored Programs, IRB, Grant Accounting.

Reporting Requirements:

- Summaries of expenditures required within 10 days of close of each quarter
- Will include funds awarded, funds spent and funds obligated but not spent
- Number of jobs created and retained (definition to come)

Note: Objective is to stimulate the economy by spending money quickly on good projects. If the money is not spent within time period, agency may take back award. Common delays in hiring and start-up may jeopardize award.

The Implementation Group, Inc. (TIG)

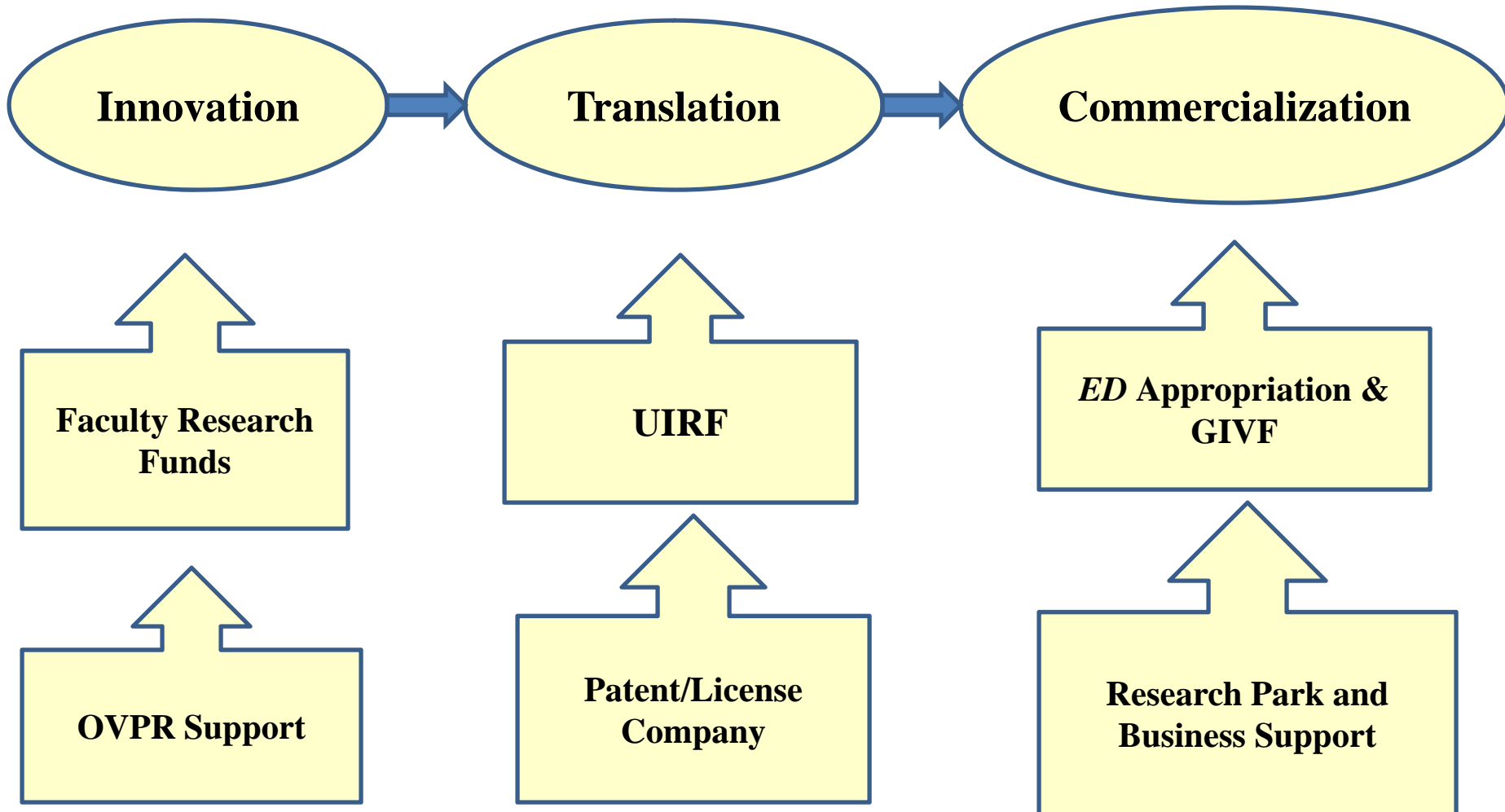


TIG is a DC-based consulting firm that provides external grant reviews and general evaluation for both new and previously submitted applications to federal agencies such as NSF, DOE, DOD, NASA, and NIH.

TIG is comprised of a network of former federal agency grant officials and experts from a variety of specialty areas who are available to review grant documents prior to their submission and to assist investigators in preparing a more competitive proposal.

This external review service is currently available to all principal investigators on campus at no cost. Priority is given to large, multi-disciplinary initiatives (for example, NSF EPSCoR, IGERT, Science & Technology Centers, Engineering Research Centers, DOE Energy Frontier Research Centers).

UI Economic Development Paradigm

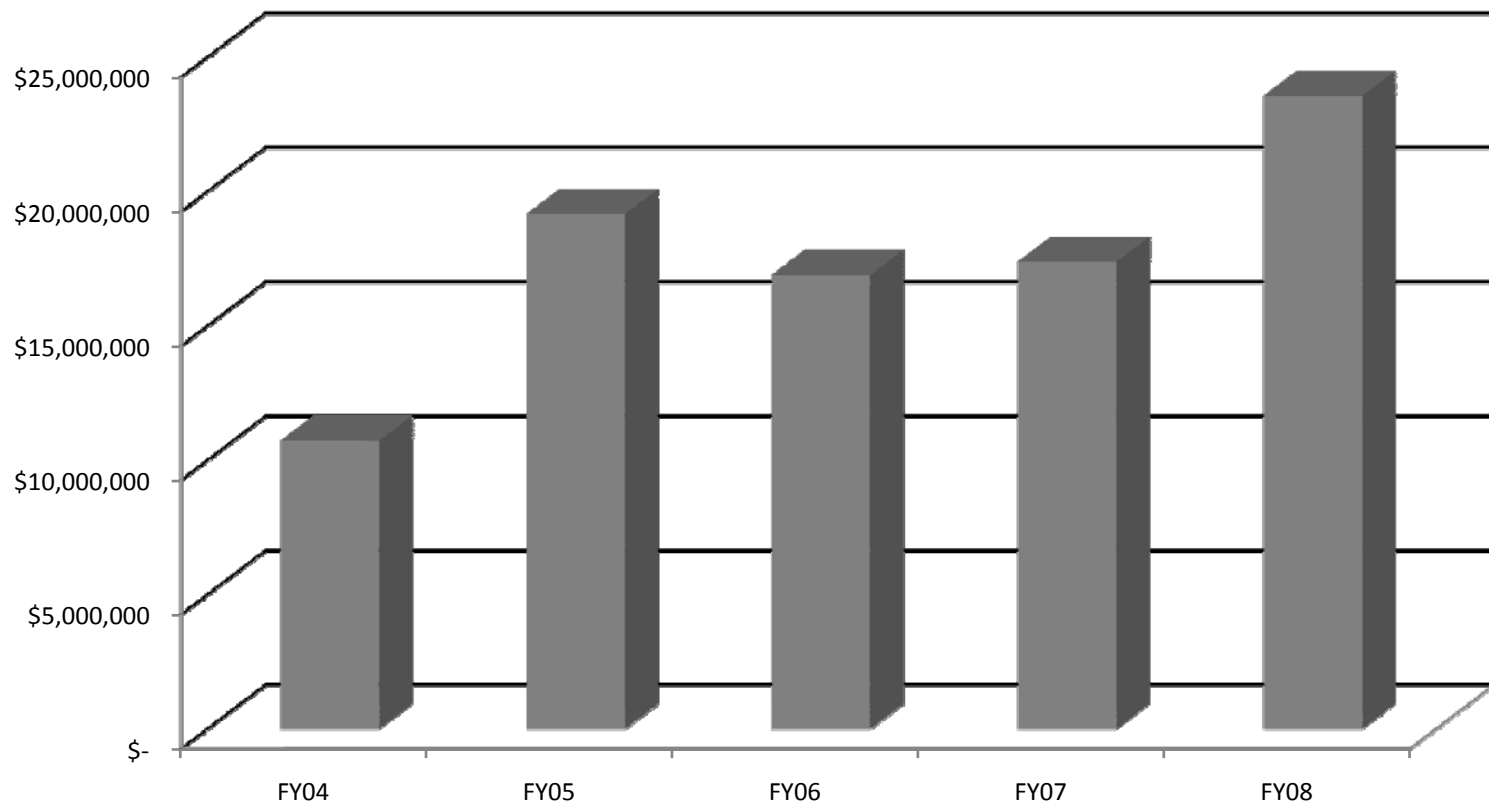


Iowa Centers for Enterprise

- An integration of existing economic development activities at The University of Iowa
- Providing a comprehensive program that promotes economic development and technology transfer.
- Housed together in new facilities at center of the campus, improving access and integration of services.



UIRF Patent & License Revenues



In FY07 & FY08 – CMV promoter produced 90% of the revenues

CMV patent expires in December 2009

2006 AUTM Survey Results



University	Sponsored Research Funding (Millions)	Gross License Revenue (Millions)	Big 10 License Revenue Rank	Faculty Numbers	Start Up Companies Formed	Patents Issued
Illinois (Chicago & Urbana)	\$808,374,000	\$10,222,735	6	4,200	9	41
Indiana	\$380,815,996	\$6,726,733	7	1,832	2	9
Iowa	\$346,357,000	\$16,912,938	4	2,002	4	22
Michigan	\$796,963,386	\$20,438,727	3	5,129	9	79
Michigan State	\$358,097,000	\$4,182,565	9	2,573	4	21
Minnesota	\$594,877,000	\$56,193,050	1	2,412	3	28
Ohio State	\$652,328,819	\$947,000	11	3,119	5	27
Penn State	\$656,634,000	\$1,348,400	10	3,071	4	37
Purdue	\$388,500,000	\$3,823,581	8	2,365	14	32
Wisconsin	\$831,895,000	\$42,363,611	2	3,065	7	69
Iowa State University	\$248,458,000	\$7,214,457			19	19



UIRF Pipeline

- **Technology Commercialization-** 119 patent applications filed, 65 patents issued, 30 options/licenses, \$23.5M licensing income, launched faculty education program
- **Company Formation Support** – created startup development process & external review team, screened 15 new company concepts and actively developed 5 companies. UIRF has also created **Entrepreneur-in-Residence Program**
- **Iowa-Based Startup Companies Making Progress Toward Viability:**
 - **Advanced Infoneering** - made first 'beta' product sale - **Dr. Tom Schnell**
 - **Exemplar Genetics** - completed first round of equity financing - **Dr. Mike Welsh**
 - **Optherion** - planning launch of first diagnostic product 2010 - **Dr. Greg Hageman**
 - **Medical Imaging Applications** - made first 'beta' product sale - **Dr. Milan Sonka**
 - **SantosHuman** - company formed, CEO on board, rec'd IDED demo funds - **Dr. Karim Abdel-Malek**
 - **Terpenoid Therapeutics** - raising series A financing - **Drs. Hohl and Wiemer**
 - **Voltesla** - company formed and interim CEO on board - **Dr. Johna Leddy**
 - **VIDA Diagnostics** - rec'd FDA approval for lung imaging software - **Drs. Hoffman, McLennan, Reinhardt, and Sonka**

University of Iowa Research Park



Companies in the Research Park:

- Workforce from 29 counties, 91 communities
- Payroll exceeding \$100 million
- 1,962 employees in 2008 (up by 10%)
- Employees pay almost \$6 million/year in Iowa income tax

BioVentures Center

Opened November 2008



New BioVentures Center provides space, services for life science start-ups:

- BioVentures Center business incubator (35,000 sq. ft.)
- 20 wet laboratory modules (Rentable space of approx. 785 sq. ft.)
- 16 office/dry laboratory modules (Rentable space of approx. 335 sq. ft.)
- Administrative offices for UI Research Park and Business Incubator
- Executive board room , shared conference rooms & multi-purpose room
- Technical support areas



Campus Outreach



- Regular communications and meetings with the collegiate Associate Deans for Research
- *Grant Bulletin* (weekly campus-wide newsletter with funding announcements and research news)
- *Grant Development Network* – network of 20 grant development professionals across campus
- *Research Administrators Meetings* – regular meetings to improve communication and identify ways to improve business processes related to grant administration
- Sponsored Programs Training – 41 sessions for faculty and staff with 764 attendees; 28 sessions for graduate students with 878 attendees.

State Outreach



- Highlighting the importance of university-based research to the state and regional economy.
- Emphasizing other tangible benefits (in addition to economic development) that the UI produces for the citizens of Iowa through use-inspired, translational research.
- Articulating the importance of the research enterprise to undergraduate education mission.